



Choufli Taxi

Portail Mobile Application – Choufli Taxi

www.Chouflitaxi.net

Portail Choufli Taxi

Become a driver in Choufli Taxi through Portail Choufli App and earn while driving using your car. It is a best opportunity in Tunisia for Taxi Business.



Register as a driver



Get Your Login Credentials

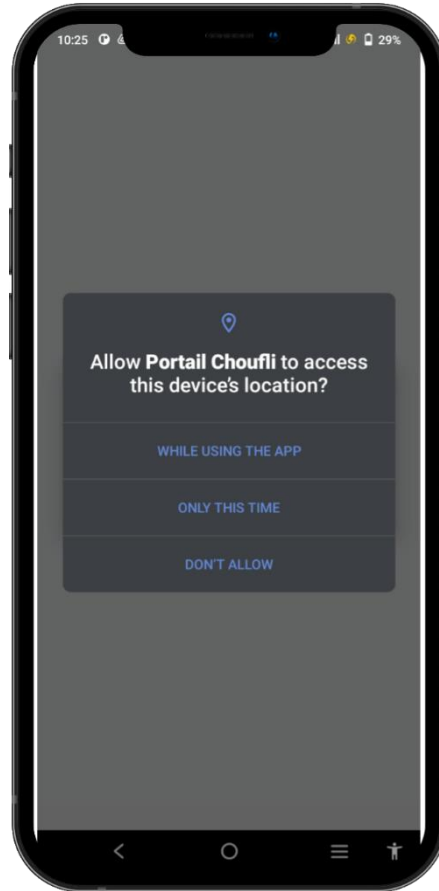


Become Online



Accept Booking

Traffic authorizations



Traffic authorizations


To protect user privacy and detect your current location, apps that use location services must request location permission.

Applications cannot grant permissions automatically, they must be confirmed by the user. The apps. Will ask you to accept each of their permissions the first time you launch them through a popup that asks you to allow or deny each request

Choose your language

The app Choufli Taxi works in several languages

Arabic language



French language



English language



Terms & Conditions

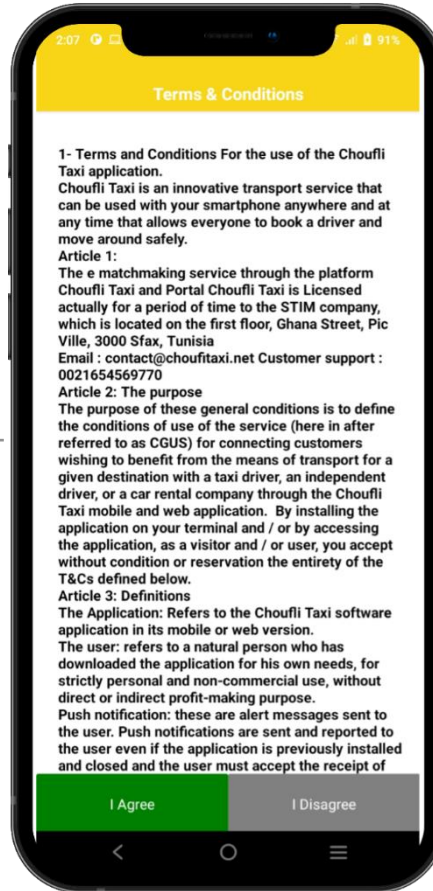
Terms & Conditions

The following Terms & Conditions shall apply for Drivers / Passengers using the services offered by Choufli Taxi for the rental of the taxi service.

Every Driver should need to read Terms & Conditions carefully before clicking the agree button.

If a Driver is not satisfied with the terms & conditions Choufli Taxi. He may not agree.

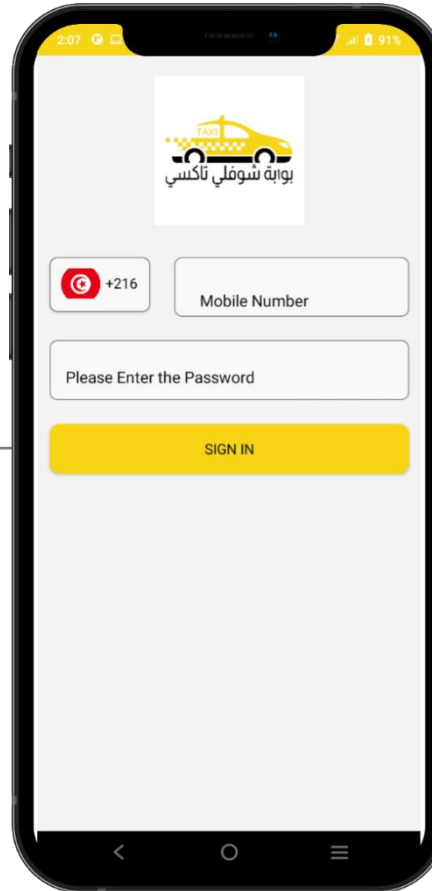
If the Driver clicks the disapprove button, they cannot continue with the app. Choufli Taxi



Login Page

Country code
Select your country as a Driver using their mobile number

Password
The Driver must need to enter their password received from the Choufli admin.



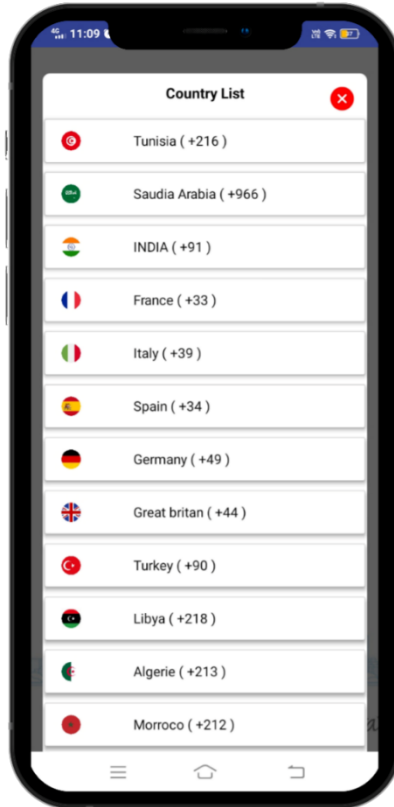
Phone number
The Driver must need to enter their registered mobile number.

To log in
After entering the correct mobile phone number and password, the driver must click the login button to access the Choufli application portal.

Country List

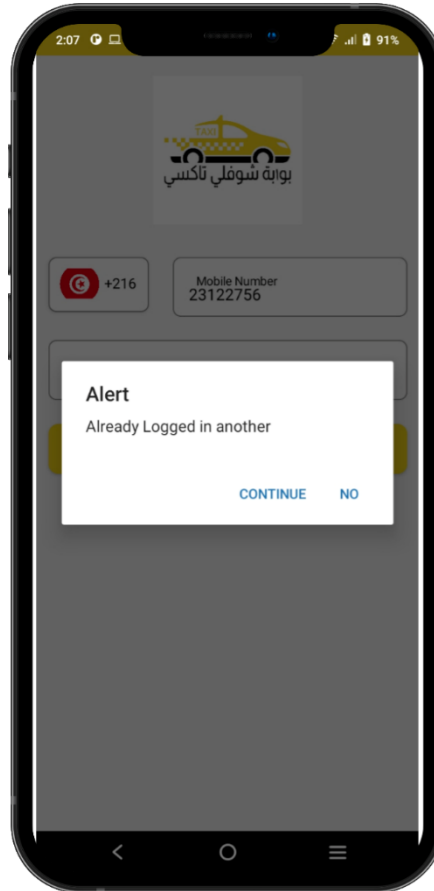
Country List

The Driver must need to select the country code for the current location and the network operator.



Already Logged In

Already Logged In
If driver is already logged in another device means, this alert will be displayed. So driver can decide to continue or not with his current device.



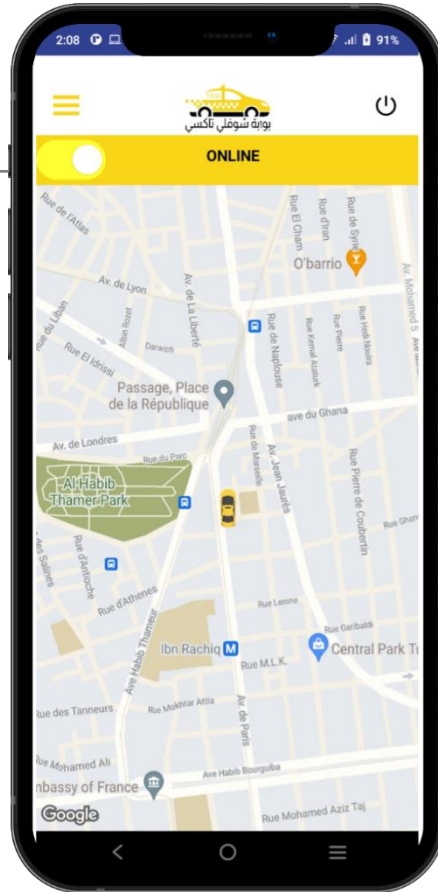
Home Page

Home Button

Home Button will display the list of menu's available in the driver app.

ONLINE / OFFLINE Button

Driver can switch between Online to Offline, when don't want to receive new bookings. Same, driver can switch between Offline to Online, when want to receive new bookings.



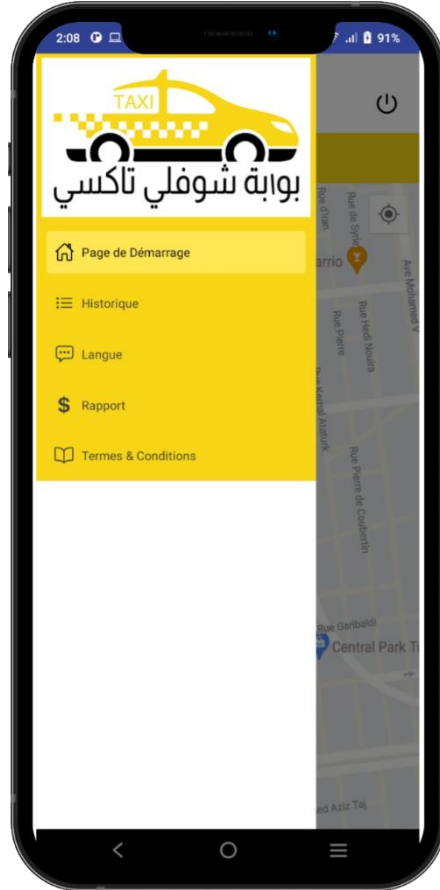
Logout

Driver can logout using this button. So when driver is not in service. He can directly logout using this button. So no more new bookings will be received to him.

MENU'S LIST

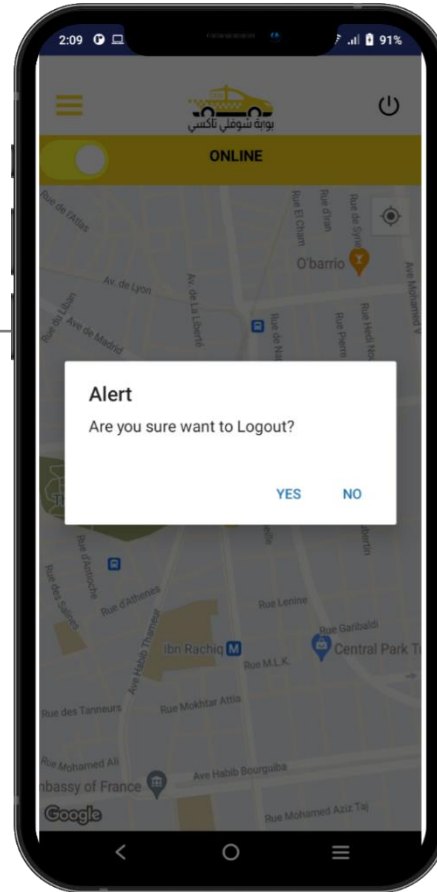
Menu List

The List of menu's like Home page, History, Language, Reports and Terms/Conditions will be displayed.



Logout

CONFIRM LOGOUT
Alert will be displayed to make sure logout or not.

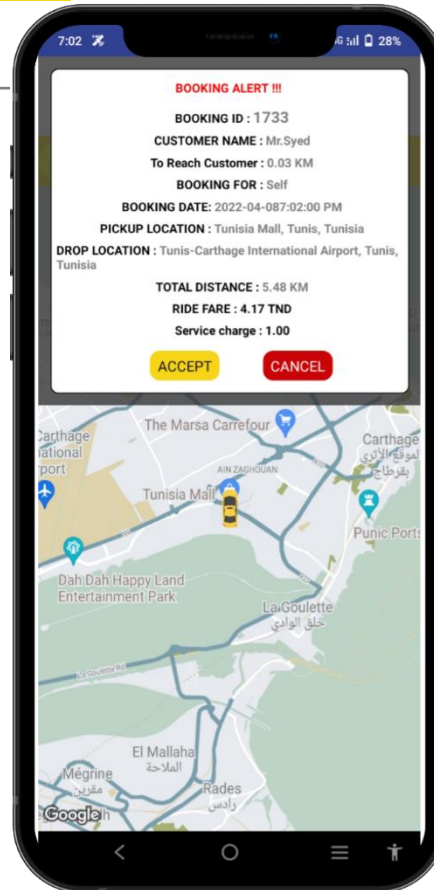


Logout
Click this button to logout from driver app

Booking Alert

BOOKING ALERT

Booking Alert will be received to nearest available drivers. The following details will be displayed in the booking alert. They are:
Booking Id, Customer Name, KM to reach customer, booking for, booking date, pickup location, drop location, total distance, fare and service charge.



ON THE WAY

Pickup Location

Driver can see the pickup location

Drop Location

Driver can see the drop location of the passenger

Call Button

Driver can call the passenger using the call button

Car Location

Driver can see the current location of the car in the map.

Current Pickup Location Pin

Driver can also see the pickup location of the passenger in the map through pin.

Navigate

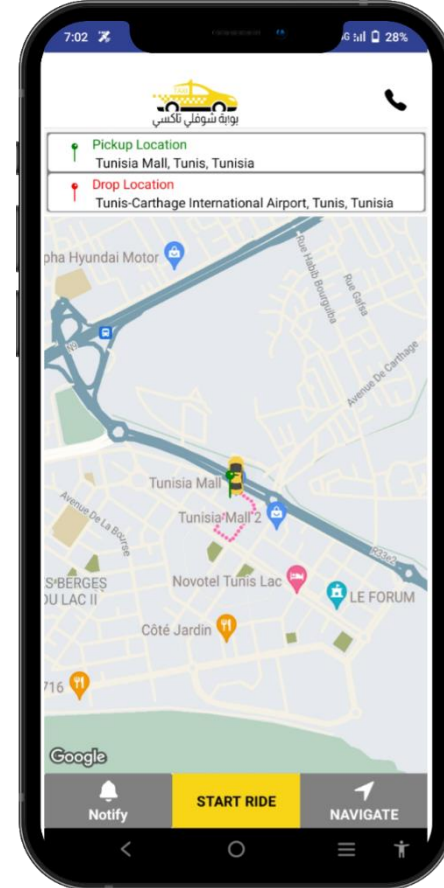
Driver can click "Navigate" button to open Google Maps Navigation to navigate to go customer pickup location.

Start Ride

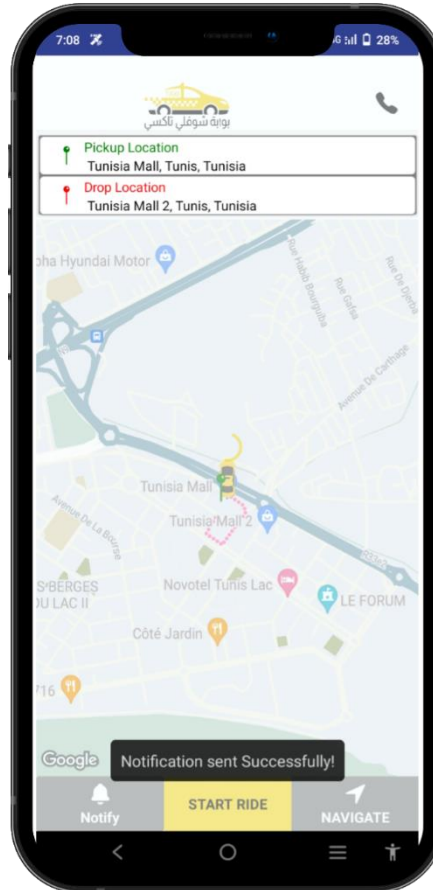
Driver can click Start Ride button to start the ride upon reaching passenger location

Notify

Driver can send notification to passenger upon reaching their location and waiting for pickup.



Sending Notification



Notification

Driver can send Notification to passenger upon reaching their location for pickup.

RIDE STARTED

Ride Started

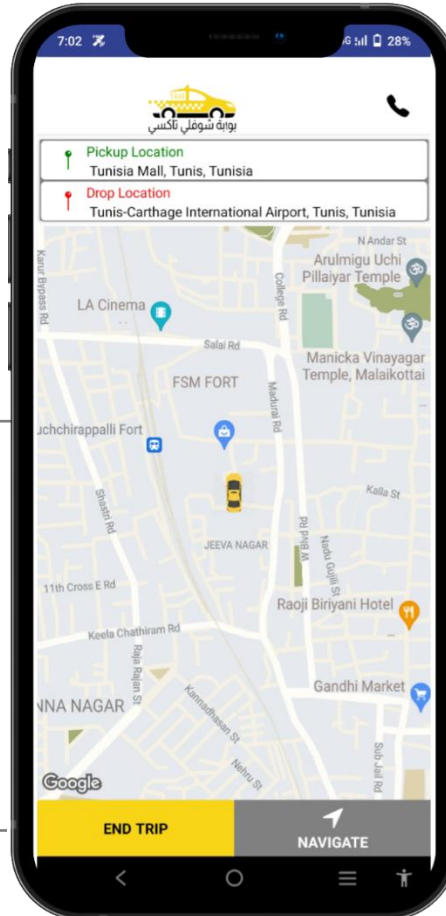
One ride is started. Driver will be landed to this page.

End Trip

End Trip button will be displayed to compete the trip upon reaching drop location by driver.

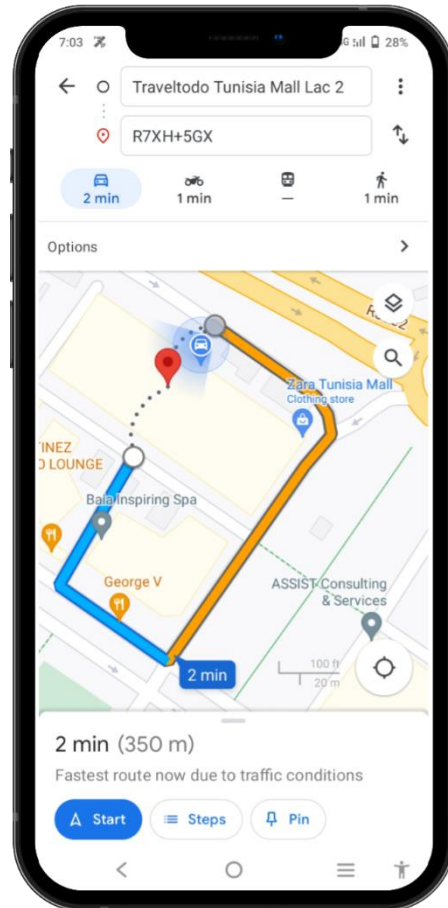
Navigate

Navigate button is used to open google maps and then automatically will be displayed the location of drop



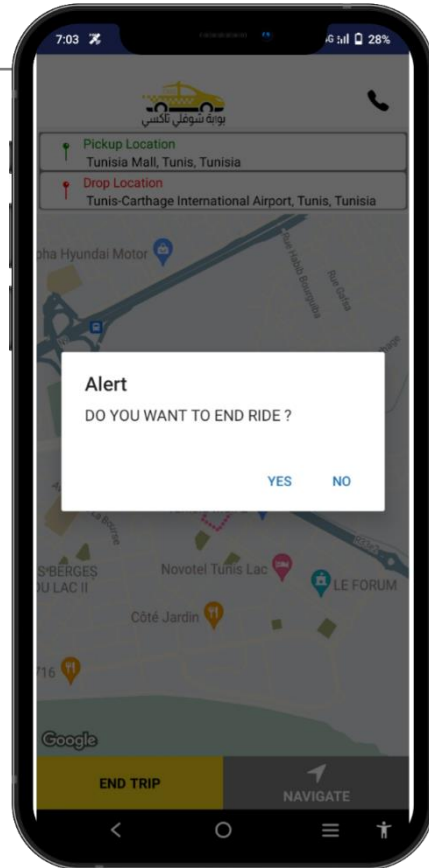
Navigate button

Start point and end point location
search bar
search results

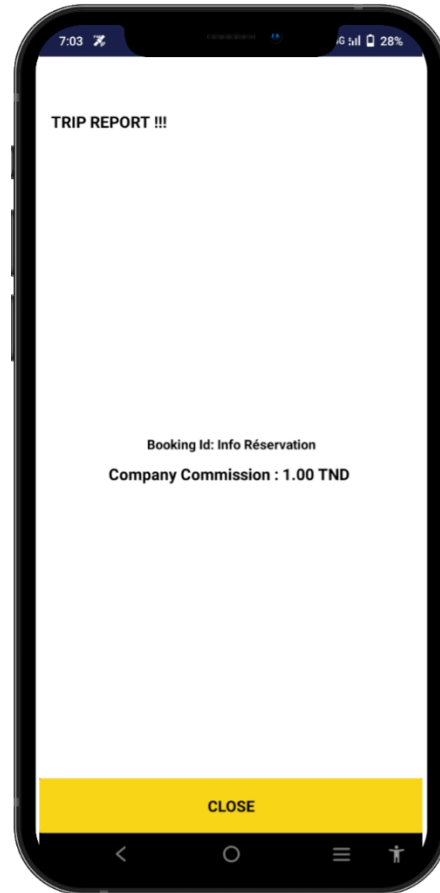


End of the trip

Alert -> Arrive at destination the driver must end his race to be able to accept another reservation.



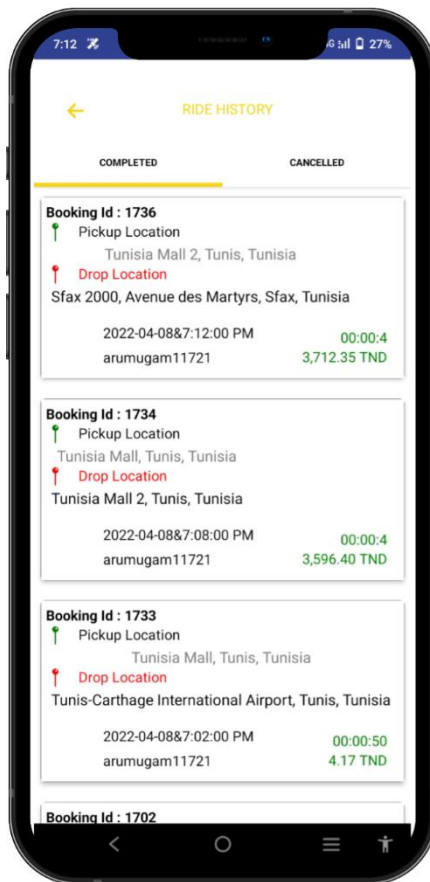
Trip Report



Trip Report

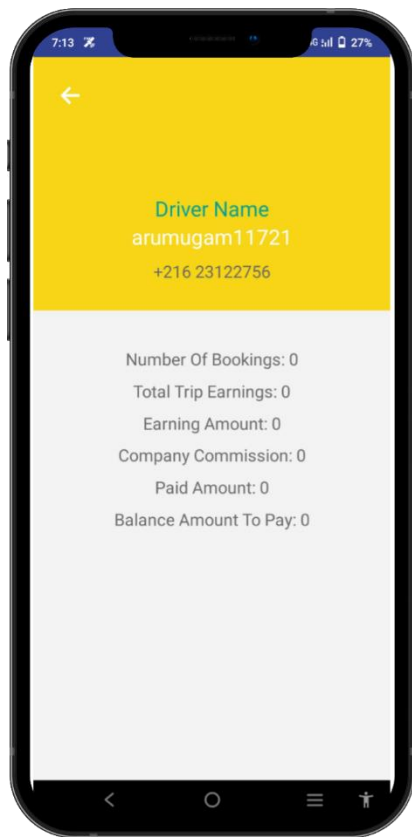
If the Driver clicks "no" the journey cannot begin Report -> If the Driver clicks on the end of run button a window opens to indicate the amount to be paid for the service in addition to the amount shown in the taxi meter.

List of reservations



The Driver can access the list of reservations made and the one in progress.

Earnings Summary



The driver can see a summary of all earnings collected by the app.